

# ASHBURTON NAMIBIA INCOME FUND

Fund fact sheet as at 30 June 2020



## Investment objectives and strategy

The Ashburton Namibia Income Fund is an actively managed income fund which is designed to deliver returns that are higher than that of a traditional money market unit trust fund. This fund differs from a money market fund due to the fact that the investment manager is able to invest in income generating instruments with a longer maturity than that of a traditional money market fund. The fund is generally overweight Namibian assets, to comply with the local asset requirement of 45%. The investment objective of the portfolio is to maximise the current level of income within the restrictions set out in the investment policy, whilst providing high stability of capital. Risks include political-, economic- and interest rate risks, default risk as well as general market risk which could lead to an increase in bond yields and credit risk.

## Investor profile

This fund is suited for medium-term investors seeking a higher return than money market funds with a high degree of capital stability.

## Market commentary

The Bank of Namibia has partly followed the South African Reserve Bank (50bpt cut in May) by lowering the Namibian repo rate another 25bpts to a historic low of 4.00%. This is in line with global central bank easing measures to counter the economic impact of Covid-19 and supplying liquidity to the market. Inflation is expected to be contained for the foreseeable on the back of a lower oil price and stronger rand.

The forward rate market currently prices in further cuts within the next twelve months, before the interest rate cycle is expected to turn.

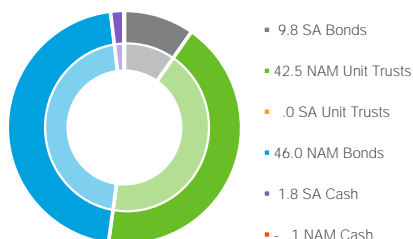
The fund remains defensively positioned with a high level of liquidity.

## Performance (%)

| Growth (%)       | Portfolio | Benchmark |
|------------------|-----------|-----------|
| YTD              | 3.41      | 3.18      |
| 1 month          | 0.46      | 0.44      |
| 3 months         | 1.85      | 1.46      |
| 6 months         | 3.41      | 3.18      |
| 1 year*          | 7.24      | 6.86      |
| 3 year*          | 7.49      | 7.17      |
| Since inception* | 7.82      | 7.67      |

\* Returns include reinvestment of distributions and are net of fees.  
\* Returns longer than 12 months have been annualised.

## Asset Allocation (%)



## Disclaimer and fees

Collective Investment Schemes in Securities (unit trusts) are generally medium to long term investments. The value of participatory interests (units) may go down as well as up and past performance is not necessarily a guide to the future. Unit Trust prices are calculated on a net asset value basis, which is the total capital value invested including any income accrual and less any permissible deductions from the portfolio divided by the number of units in issue. Income accruals are made daily and paid out quarterly. Purchase and repurchase requests may be received by the manager by 10h00 each business day. Permissible deductions may include management fees, brokerage, NAMFISA levies, auditor's fees, bank charges, trustee fees and RSC levies. A schedule of fees and charges is available on request from Ashburton Unit Trust Management Company Ltd (89/485). Commission and incentives may be paid and if so, would be included in the overall costs.

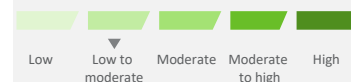
Source: Ashburton Investments, Profile Data, Morningstar

A subsidiary of FirstRand Namibia Limited  
Ashburton Unit Trust Management Company Limited (Reg No 89/485)  
Directors S H Moir \* (Chairman), J H Hamman \*, O L P Copelao, J S Mwatotele, A M Rowles \* Company Secretary: H Kashimbonde

\* South African with Namibian Permanent Residence

## Key facts

### Risk profile



### General information

|                              |  |
|------------------------------|--|
| <b>Fund Classification</b>   | Interest Bearing   |
| <b>Launch date</b>           | 22 October 2002  |
| <b>Fund Size</b>             | N\$ 91.03 m  |
| <b>Units In Issue</b>        | 86.95 m  |
| <b>Minimum Investment</b>    | N\$ 75,000   |
| <b>Minimum balance</b>       | N\$ 75,000   |
| <b>Benchmark</b>             | STeFi Composite  |
| <b>Domicile</b>              | Namibia  |
| <b>Reporting currency</b>    | Namibian Dollar  |
| <b>Pricing</b>               | Daily  |
| <b>Income distributions</b>  | Quarterly  |
| <b>JSE code</b>              | MTNI   |
| <b>ISIN</b>                  | ZAE000043295   |
| <b>Management Company</b>    | Ashburton Unit Trust Management Company LTD  |
| <b>Fund Managers address</b> | Ashburton Investments<br>c/o Schanzen & Sinclair Street<br>Windhoek                      |
| <b>Trustee address</b>       | Standard Bank Nominees<br>Standard Bank Centre c/o Werner List & Post Street<br>Windhoek |
| <b>Fund Manager(s)</b>       | Gesa Jeske<br>Ralf Düvel   |

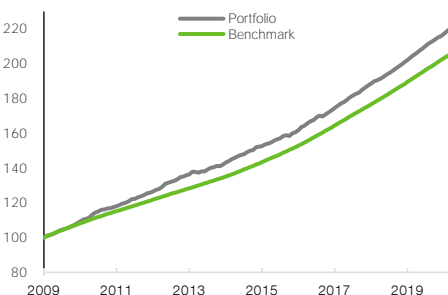
### Fee structure (%) Highest fee class

|                                |       |
|--------------------------------|-------|
| Initial fee                    | 0.00% |
| Annual Management fee          | 0.75% |
| Total expense ratio (TER)      | 0.86% |
| Total investment charges (TIC) | 0.86% |

### Contact us

Please speak to our financial advisors or contact us for more information:  
Address: c/o Schanzen & Sinclair Street, WHK  
Tel: +264 378 800  
Email: gesa@pointbreak.com.na  
ralf@pointbreak.com.na  
Website: www.ashburtoninvestments.com

## Performance and statistics



Performance is calculated net of a portfolio management fee. Varying market conditions, timing of portfolio changes and the level of client discretion may result in some variance between actual and model portfolio performance.

## Fixed vs. Floating (%)

|                      |       |
|----------------------|-------|
| Floating Instruments | 96.13 |
| Fixed Instruments    | 3.87  |

## Jurisdiction (%)

|              |       |
|--------------|-------|
| Namibia      | 74.23 |
| South Africa | 25.77 |

## Exposure (%)

|                            |       |
|----------------------------|-------|
| Pointbreak Unit Trust      | 42.52 |
| Namibian Government        | 19.29 |
| Standard Bank Namibia      | 15.47 |
| Bank Windhoek              | 8.89  |
| RMB Namibia                | 7.78  |
| South African Government   | 2.21  |
| ABSA                       | 1.99  |
| Standard Bank South Africa | 1.22  |
| Nampower                   | 0.57  |
| Other                      | 0.05  |