



## FNB Namibia Unit Trusts - Institutional Money Market Fund

## MONTHLY FEEDBACK – 30 September 2013

### Portfolio Objective

To outperform the income yield available on money market call accounts by investing in interest-bearing securities and other short-term money market instruments, with a maturity less than 12 months.

### Investable Universe of Portfolio

The portfolio can invest in South African and Namibian cash and fixed interest instruments issued by the banks, government, parastatals, corporates and other structured finance special purpose vehicles (SPVs).

### Portfolio Data

<b>Portfolio Benchmark</b>	65% STeFI; 35% IJG Namibia Money Market Index
<b>Portfolio Size</b>	N\$ 119.80 million
<b>Portfolio Manager</b>	Conrad Wood
<b>Inception Date</b>	1 July 2010
<b>Initial Management Fee</b>	0.2% (incl. VAT)
<b>Annual Management Fee</b>	0.50% p.a. (excl.VAT)
<b>Minimum Investment</b>	Lump Sum: N\$ 10 000 Monthly: N\$ 200
<b>Contact Details</b>	4th Floor, Millenium Building, Cnr Dr AB May and Robert Mugabe Street, Windhoek, Namibia Tel: 09264 61 299 8001/8 Fax: 09264 61 299 8040

### Yield History

	28/06/2013	31/07/2013	30/08/2013	30/09/2013
<b>Yield</b>	5.65	5.07	5.07	5.50

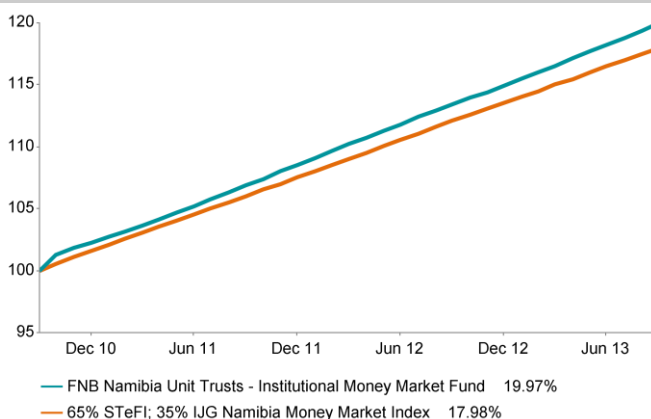
Effective Yield After Fees

### Distribution to Investors (cpu)

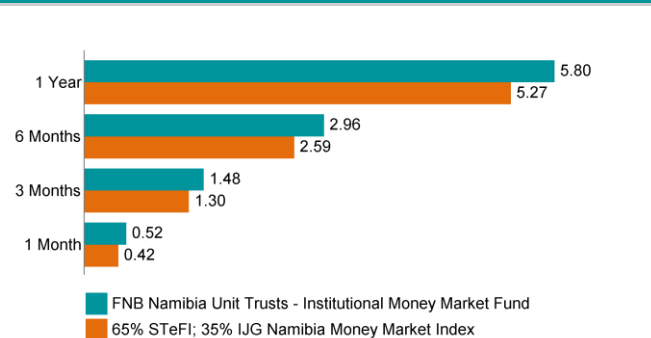
	Jun`13	Jul`13	Aug`13	Sep`13
<b>Dividend</b>	0.445	0.401	0.458	0.383
<b>Interest</b>	0.002	0.001	0.001	0.000
<b>Distribution</b>	0.446	0.403	0.459	0.383

Distribution takes place **Monthly**

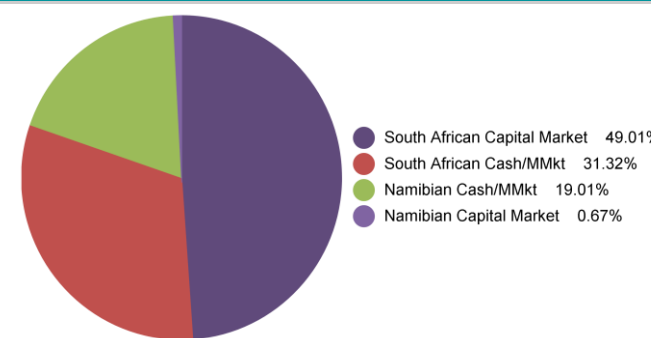
### Investment Performance



### Performance Summary (%)



### Portfolio Allocation (%)



### Risk Classification

Risk	Low	Low- Mod	Mod	Mod- High	High
<b>Term</b>	1-3 mths	3mths-1yr	1-3yrs	3-5yrs	5+yrs